



Where interRAI data comes alive

Michele McCreadie, GM interRAI Services

HiNZ 2018

About interRAI?

- **Comprehensive** clinical assessment instruments
- Best practice approach to assessing people's **needs**
- **Standardised** and designed for specific groups
- **Common** language, common measures, common concepts
- www.interRAI.co.nz

In New Zealand:
to assess needs of older people living at home and in aged residential care

Volume of interRAI data – 2017/18

Contact
assessments

17,818

Home Care
assessments

37,046

Long Term Care
Facility assessments

71,912

What interRAI tells us



Outcomes and CAPs

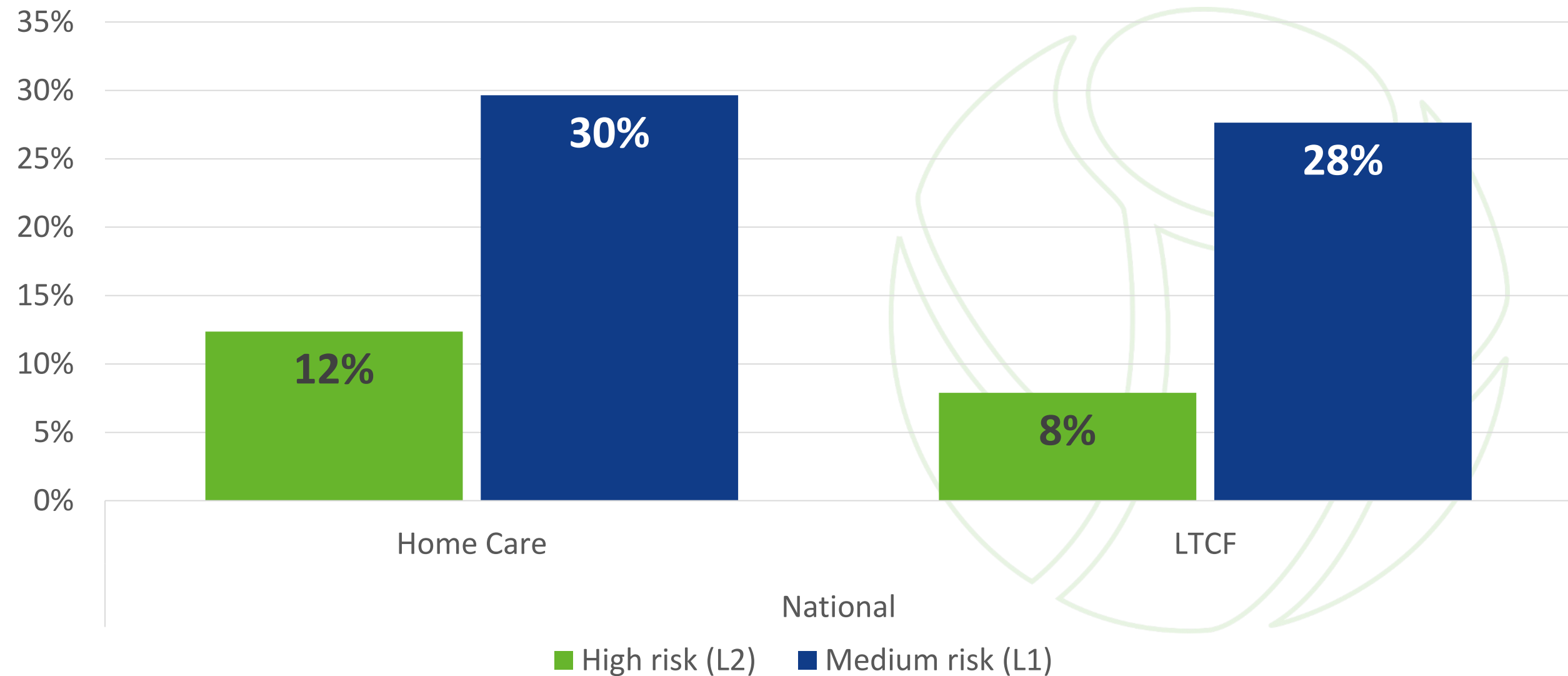
Outcomes show a picture of the person's needs, their clinical and functional status.

Usually a higher score indicates higher urgency or need.

CAPs is short for Clinical Assessment Protocol.

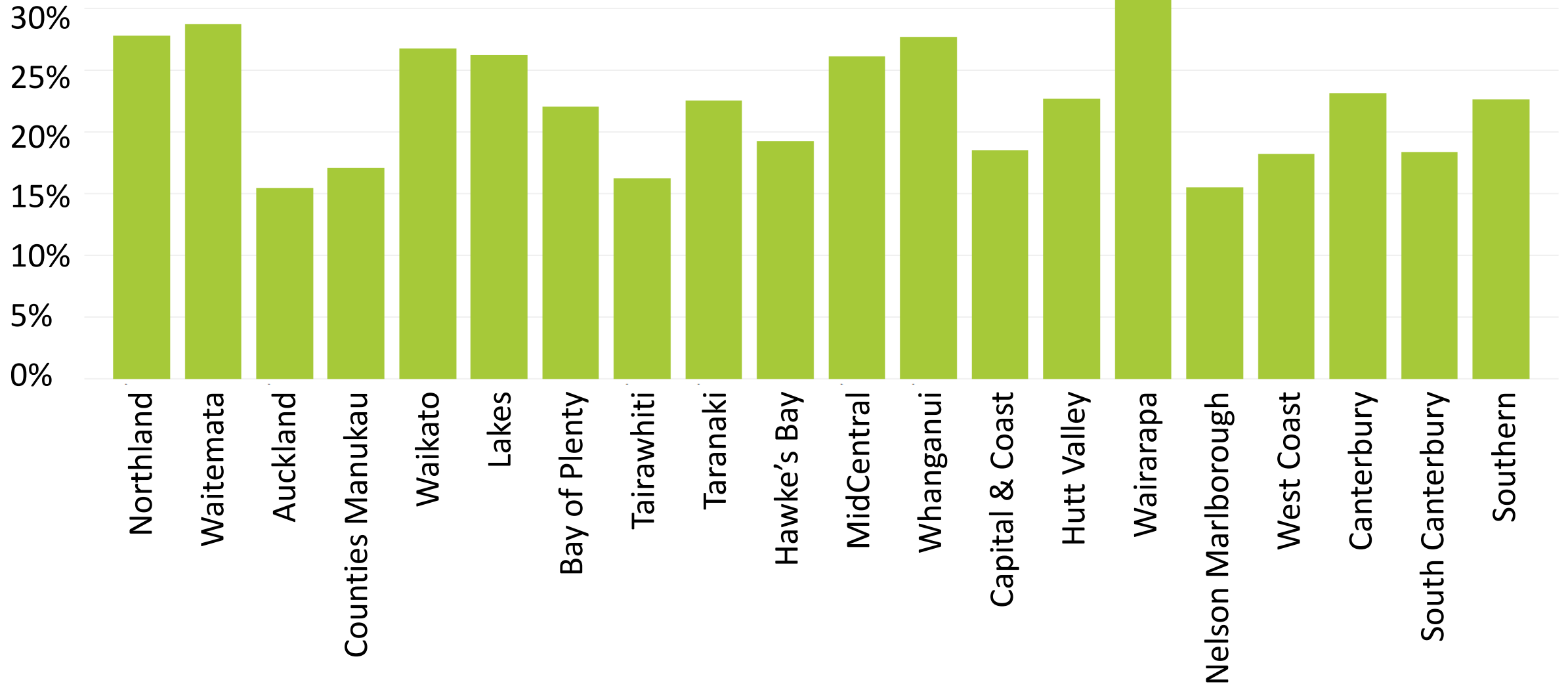
When they are triggered, they indicate an opportunity for improvement, to slow the rate of decline or help symptoms.

Falls CAP



Loneliness by DHB

Loneliness is a major predictor of entering aged residential care.



How interRAI data adds value

Primary purpose of interRAI

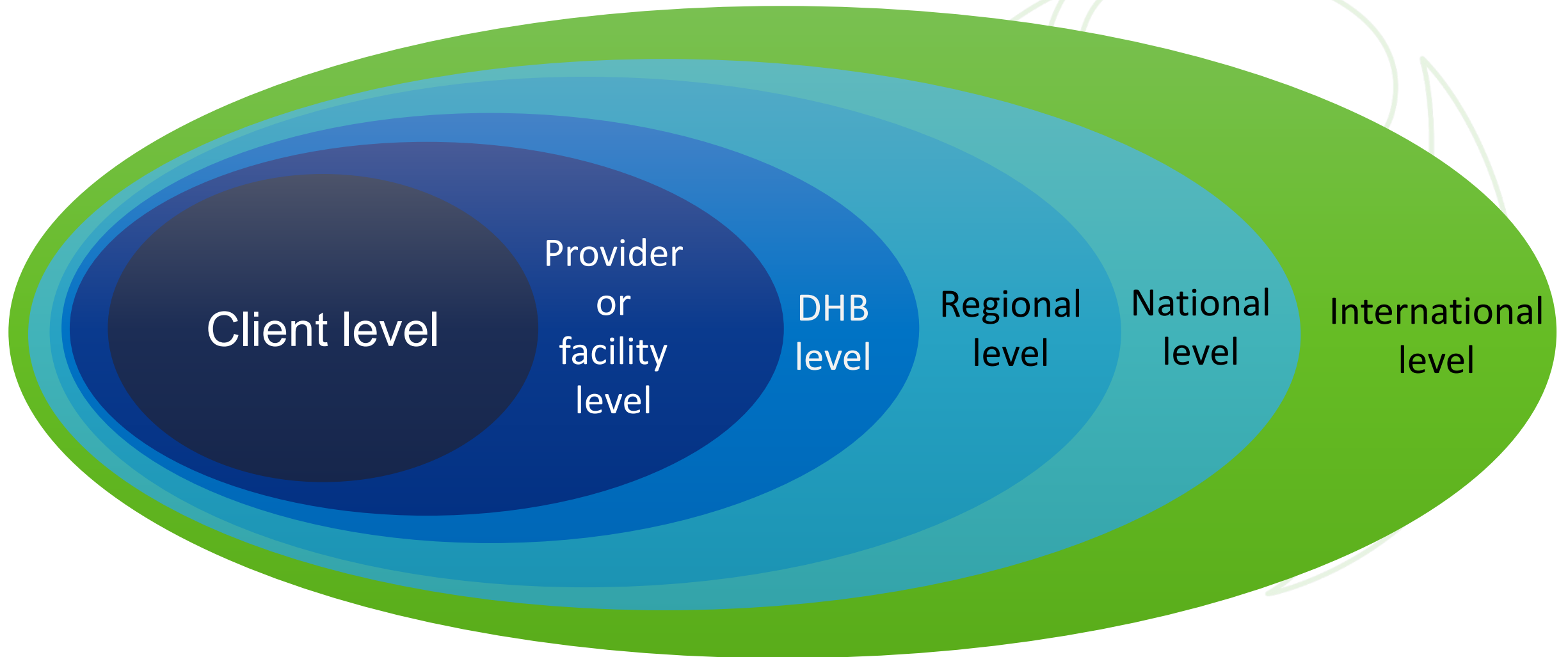
To accurately determine the characteristics of a person in order to **fully understand their needs**, ranging from clinical to social support and prepare a care plan.

The information provided by interRAI assessment **supports the decisions** made by a healthcare professional.

Collect once Use many times



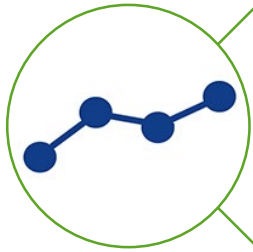
interRAI data at all levels



Research

- **The impact of loneliness and social isolation on outcomes in older people** – an interRAI study - Dr Hamish Jamieson, Geriatrician CHB and Senior Lecturer University of Otago
- **Drug burden index and its association with hip fracture among older adults:** a national population-based study – Dr Hamish Jamieson, Geriatrician CHB and Senior Lecturer University of Otago *‘New Zealand’s world leading dataset on the elderly called interRAI made the study possible’*
- **Caring for our older Kiwis** – The Right Place, at the Right Time – New Zealand Aged Care Association
- **A systematic review evaluating the use of the interRAI Home Care instrument in Research for Older People** – Mohammed Saji Salahudeen/Prasad Nishtala

Quality indicators in aged residential care



Show patterns in service delivery



Cover many aspects of service delivery



From the data in interRAI assessments

Data visualisation at www.interRAI.co.nz/data



Information included this tool

interRAI
assessment data in
New Zealand

Home Care,
Contact and LTCF
assessments

Counts and
proportion of
assessments, not
clients/residents

Aggregated data at
DHB, regional and
national level

Outcome Scales

Clinical Assessment
Protocols (CAPs)

Social and well-
being measures

interRAI assessed
population
demographics

Link to interRAI Data Visualisation

www.interRAI.co.nz/data



Summary for 2017-18



Select Region

All

Select DHB

All

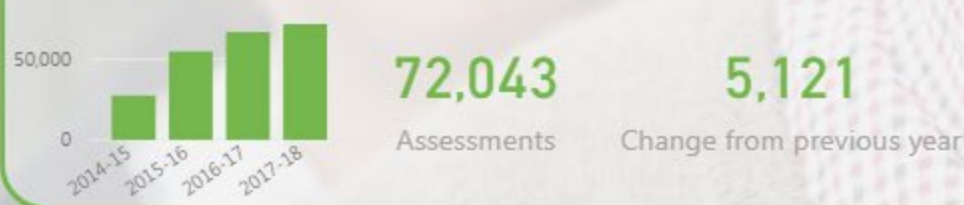
Contact Assessments



Home Care Assessments



Long Term Care Facility Assessments



% of population aged 65+ who have had at least one interRAI assessment



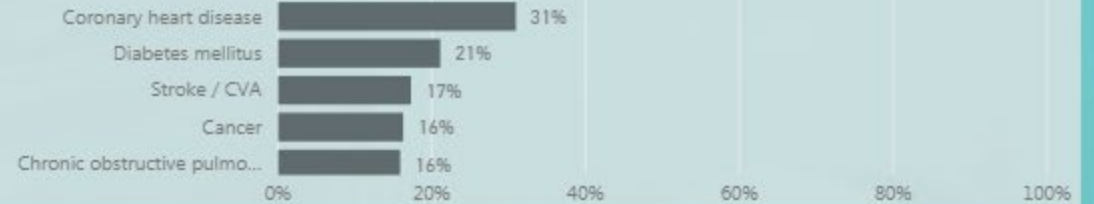
13 %



8 %

Most commonly diagnosed diseases

Home Care Assessments



Long Term Care Facility Assessments



Demographics

Select Year

2017-18

Select DHB

All

81

Median Age for CA Assessments

83

Median Age for HC Assessments

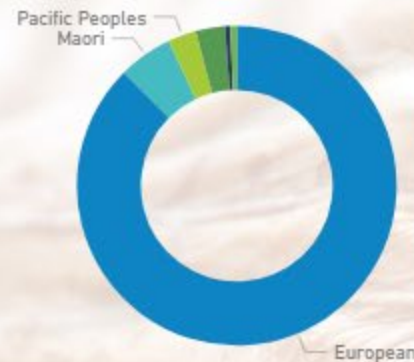
85

Median Age for LTCF Assessments

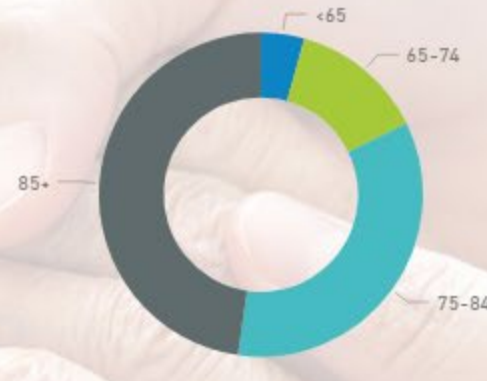
Assessments by Assessment Type



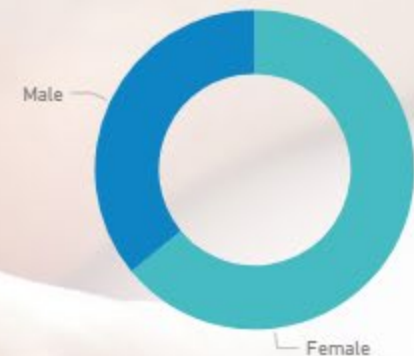
Assessments by Ethnicity Group



Assessments by Age Band



Assessments by Gender



Assessments by Assessment Type and Year/Quarter



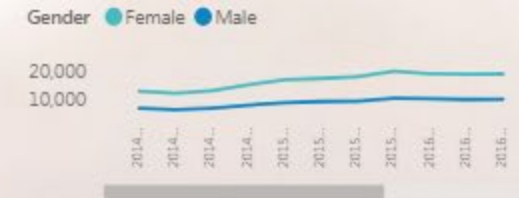
Assessments by Ethnicity Group and Year/Quarter



Assessments by Age Band and Year/Quarter



Assessments by Gender and Year/Quarter



Disease Diagnosis

Select Disease Diagnosis

Depression

Select Assessment Type

LTCF

Select Age Band

All

Select Gender

All

Select Ethnicity Group

Maori

Select DHB Region

All

Select DHB

All

Select Year

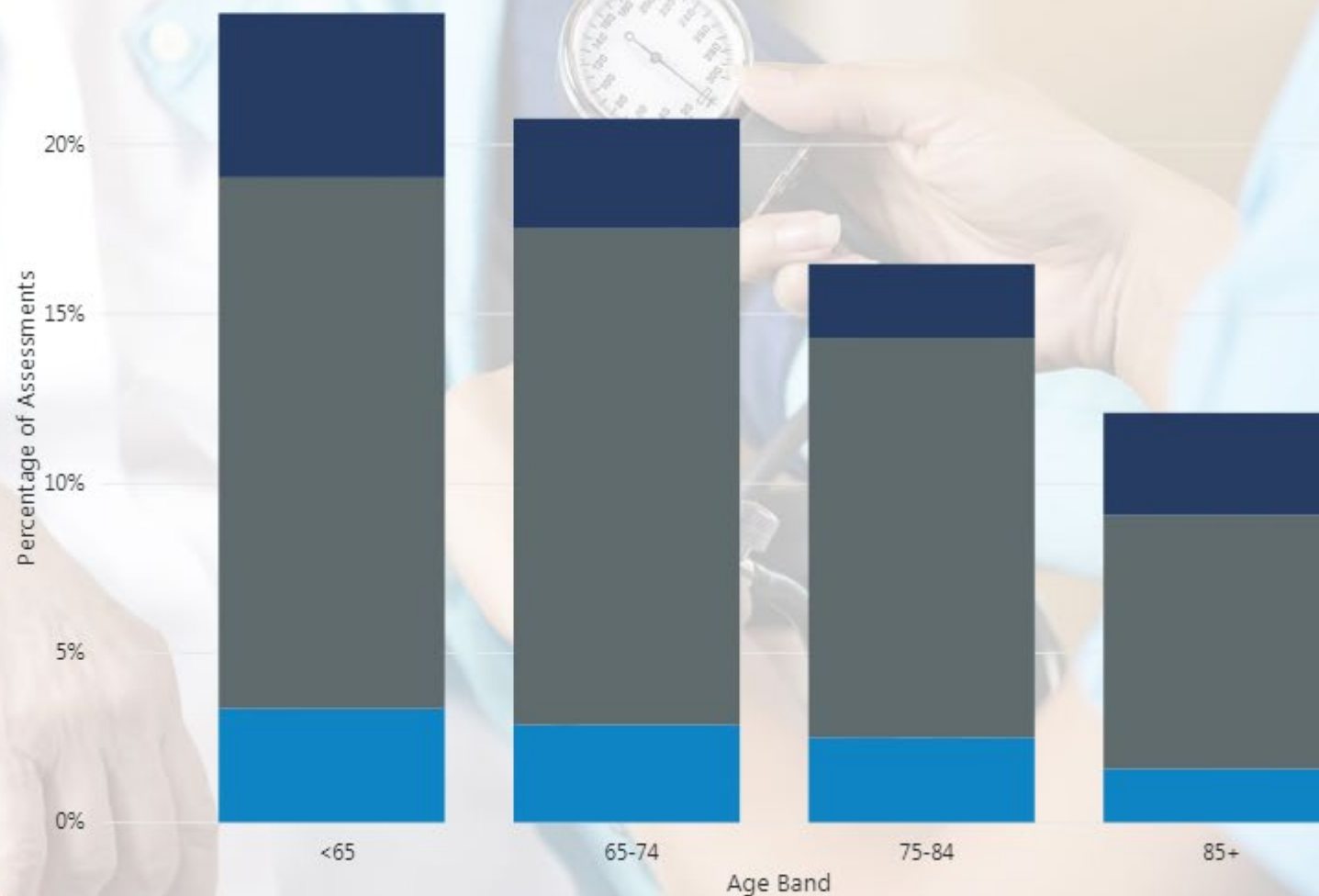
2017-18

Select Year/Quarter

All

Disease diagnosis reported by selected population subgroups

Diagnosis Type ● Primary diagnosis / diagnoses for current stay ● Diagnosis present, receiving active treatment ● Diagnosis present, monitored but no active treatment



Social and Wellbeing Measures

Select Social and Wellbeing Measure

Having an Enduring Power of Attorney (EPOA... ▾

Select Assessment Type

HC ▾

Select Age Band

All ▾

Select Gender

All ▾

Select Ethnicity Group

All ▾

Select DHB Region

All ▾

Select DHB

All ▾

Select Year

2017-18 ▾

Select Year/Quarter

All ▾



Social and Wellbeing Measure by selected population subgroups



Where next? Phase 2.



interRAI Data Visualisation Phase 2

- 1** Internal workshop
- 2** User experience survey
- 3** Qualitative interviews

Phase 2: Priorities



Ability to print and download



User training



Explanation of interRAI terminologies



“actionable” information

Future: allow data access at more detailed levels, for example at facility level



www.interrai.co.nz

