

# interRAI Software System – New Look and Feel Guide

## interRAI new user interface – Update 2019

This guide provides interRAI assessors and users an overview of the visual changes of the new user interface introduced to the interRAI Software System.

These visual changes are permanent. All functionality remains the same.

Please note that the pink screen-shots have been taken from a test environment and will be blue on the live site.

We are confident that you will enjoy the modern and fresh new look. If you have any questions or feedback, please contact [interRAI@tas.health.nz](mailto:interRAI@tas.health.nz).

## Home page

When you log in, you will immediately notice that the **Home, Help and Logout** icons which were words, are now picture representations and are situated in the top right-hand corner.

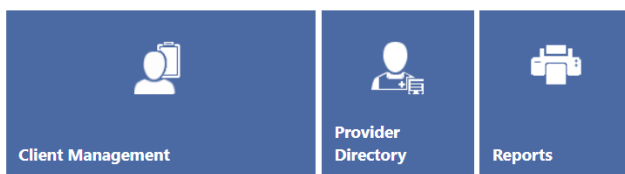
Old:



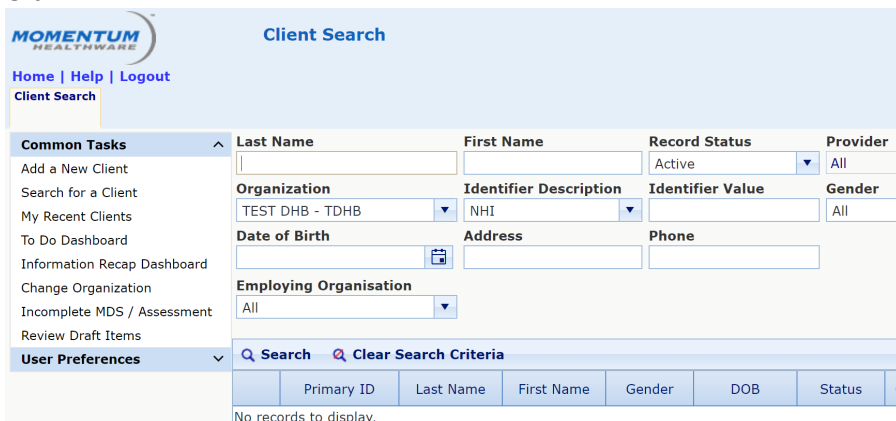
New:



The panel icons on the Home page remain unchanged. When you click on **Client Management**, you see visual differences.



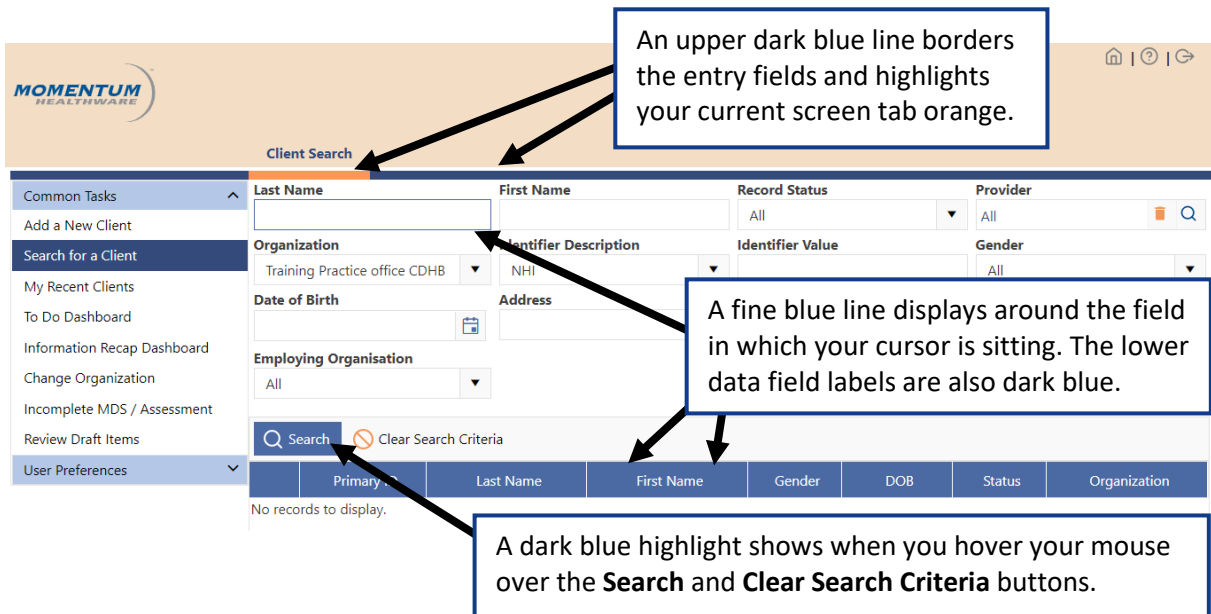
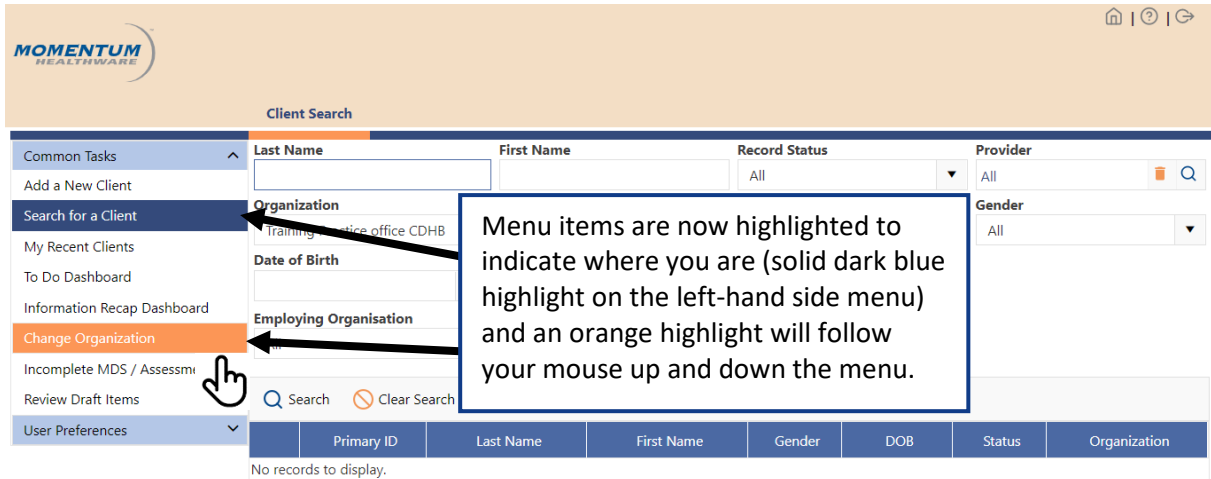
Old:



Common Tasks	Last Name	First Name	Record Status	Provider
Add a New Client	<input type="text"/>	<input type="text"/>	Active	All
Search for a Client	<input type="text"/>	<input type="text"/>	Active	All
My Recent Clients	<input type="text"/>	<input type="text"/>	Active	All
To Do Dashboard	<input type="text"/>	<input type="text"/>	Active	All
Information Recap Dashboard	<input type="text"/>	<input type="text"/>	Active	All
Change Organization	<input type="text"/>	<input type="text"/>	Active	All
Incomplete MDS / Assessment	<input type="text"/>	<input type="text"/>	Active	All
Review Draft Items	<input type="text"/>	<input type="text"/>	Active	All
User Preferences	<input type="text"/> Search <input type="button" value="Clear Search Criteria"/>			
	Primary ID	Last Name	First Name	Gender
				DOB
				Status

No records to display.

New:



## Navigation

When you enter a client record, you see visual differences on the **Client Overview**.



MOMENTUM HEALTHWARE

Client Search **Client Overview** Case Activity

Common Tasks ^

Client Overview

Enter a New Continuation Note

Add a New Client

Search for a Client

My Recent Clients

**Full Name**

Test, Client (Mr.)

**Likes to be called**

**Service Address**

No Service Address Exists

An orange highlight will show when you hover your mouse over the labels of the fields.

MOMENTUM HEALTHWARE

Client Search Client Overview Case Activity F

Common Tasks v

Case Activity v

Assessments/Forms v

Care Plan v

Demographics ^

Names

Identifiers

Return Save & Return Save Cancel

**Record Status:** Active

**Likes to be called:**

**Date of Birth:** 10-10-1950

**Birth Place:**

A dark blue highlight will show when you hover your mouse over the **Return, Save & Return, Save and Cancel** buttons.

MOMENTUM HEALTHWARE

Client Search **Client Overview** Case Activity Forms Care Plan

Common Tasks ^

Client Overview

Enter a New Continuation Note

Add a New Client

Full Name	Date of Birth	Age
Test, Client (Mr.)	10-10-1950	68

**Likes to be**

**Phone Numbers**

No Phone Numbers Exist

An orange highlight will show when you hover your mouse over each of the other tabs.

# MDS/Assessment

Old:

View a Historical MDS / Assessment

**NHI:**  
**Client, Test**  
**Date o**  
**Gende**

Activity

Forms

Care Plan

MDS / Assessment

Continuation Notes

QIs

CAPs

Outcomes

Referrals

**Next MDS / Assessment**

View	Reference ...	MDS / Assessment	Status	Last Modifi...	CAPS	QI	Outcomes
	25-07-2019	CHA 9.3.3	Draft	25-07-201...	<input type="button" value="CAPS"/>		<input type="button" value="Outcomes"/>
	28-05-2019	HC Assessment version 9.3 ...	Draft	05-07-201...	<input type="button" value="CAPS"/>		<input type="button" value="Outcomes"/>
	16-11-2018	HC Assessment version 9.3 ...	Draft	16-11-201...	<input type="button" value="CAPS"/>		<input type="button" value="Outcomes"/>

New:

Client Search

Client Overview

Case Activity

Forms

Care Plan

MDS / Assessment

Continuation Notes

QIs

CAPs

Outcomes

Referrals

Test, Client

**Next MDS / Assessment**

View	Reference Date	MDS / Assessment	Status	Last Modified Date	CAPS	QI	Outcomes
	05-05-2017	HC Assessment version 9.3 New Zealand customisation	Draft	15-05-2017 10:13 AM			
	04-05-2017	HC Assessment version 9.3 New Zealand customisation	Draft	04-05-2017 07:35 PM			
	21-03-2017	HC Assessment version 9.3 New Zealand customisation	Draft	21-03-2017 02:24 PM			
	29-10-2016	HC Assessment version 9.3 New Zealand customisation	Draft	29-10-2016 01:30 AM			

**Form Summary**

**Description**

**Form Status**












**Last Modified Date**

**Reference Date**

interRAI™ Home Care (HC) Assessment Form version 9.3 © interRAI 1994-2015 New Zealand customisation Momentum Healthware 2016 [CODE FOR LAST 3 DAYS UNLESS OTHERWISE SPECIFIED] [Note: Complete Section B at Admission/First Assessment only]

A. Identification Information	✗ not complete	L. Skin Condition	✗ not complete
B. Intake and Initial History	✗ not complete	M. Medications	✗ not complete
C. Cognition	✗ not complete	N. Treatments and Procedures	✗ not complete
D. Communication and Vision	✗ not complete	O. Responsibility and Directives	✗ not complete

The look of some icons on the MDS/Assessment page have changed.

Old:	New:
	
CAPS	
Outcomes	
<div style="display: flex; gap: 10px;"> <div data-bbox="204 600 323 656">New</div> <div data-bbox="339 600 563 656">Discontinue</div> </div>	<div style="display: flex; gap: 10px;"> <div data-bbox="604 600 724 656">+ New</div> <div data-bbox="740 600 956 656">⊖ Discontinue</div> </div>
<div data-bbox="204 689 395 745" style="border: 1px solid #ccc; border-radius: 4px; padding: 2px 10px;">Error Out</div>	<div data-bbox="604 689 796 745" style="border: 1px solid #ccc; border-radius: 4px; padding: 2px 10px;"> Error Out</div>
<div data-bbox="204 779 448 835" style="border: 1px solid #ccc; border-radius: 4px; padding: 2px 10px;">Save as Draft</div>	<div data-bbox="604 779 849 835" style="border: 1px solid #ccc; border-radius: 4px; padding: 2px 10px;"> Save as Draft</div>
<div data-bbox="204 869 416 925" style="border: 1px solid #ccc; border-radius: 4px; padding: 2px 10px;">Clear Data</div>	<div data-bbox="604 869 807 925" style="border: 1px solid #ccc; border-radius: 4px; padding: 2px 10px;"> Clear Data</div>
<div data-bbox="204 958 502 1014" style="border: 1px solid #ccc; border-radius: 4px; padding: 2px 10px;">Check for Errors</div>	<div data-bbox="604 958 879 1014" style="border: 1px solid #ccc; border-radius: 4px; padding: 2px 10px;"> Check for Errors</div>
<div data-bbox="204 1048 432 1104" style="border: 1px solid #ccc; border-radius: 4px; padding: 2px 10px;">Clear Errors</div>	<div data-bbox="604 1048 823 1104" style="border: 1px solid #ccc; border-radius: 4px; padding: 2px 10px;"> Clear Errors</div>
<div data-bbox="204 1137 485 1193" style="border: 1px solid #ccc; border-radius: 4px; padding: 2px 10px;">Mark Complete</div>	<div data-bbox="604 1137 839 1193" style="border: 1px solid #ccc; border-radius: 4px; padding: 2px 10px;"> Mark Complete</div>
<div data-bbox="204 1227 509 1283" style="border: 1px solid #ccc; border-radius: 4px; padding: 2px 10px;">Show Comments</div>	<div data-bbox="604 1227 903 1283" style="border: 1px solid #ccc; border-radius: 4px; padding: 2px 10px;"> Show Comments</div>