

# How to prepare for the interRAI upgrade

November 20, 2020

## Information for residential care assessors and managers

### An upgrade is planned for 20 November 2020

The interRAI national software system (Momentum) is being upgraded on 20 November 2020. The upgrade will make it easier to work with your assessments.

### You must complete two tasks to prepare

To ensure upgrade success, we need you to resolve any incomplete assessments before the upgrade begins. Please complete the following tasks before the upgrade begins.

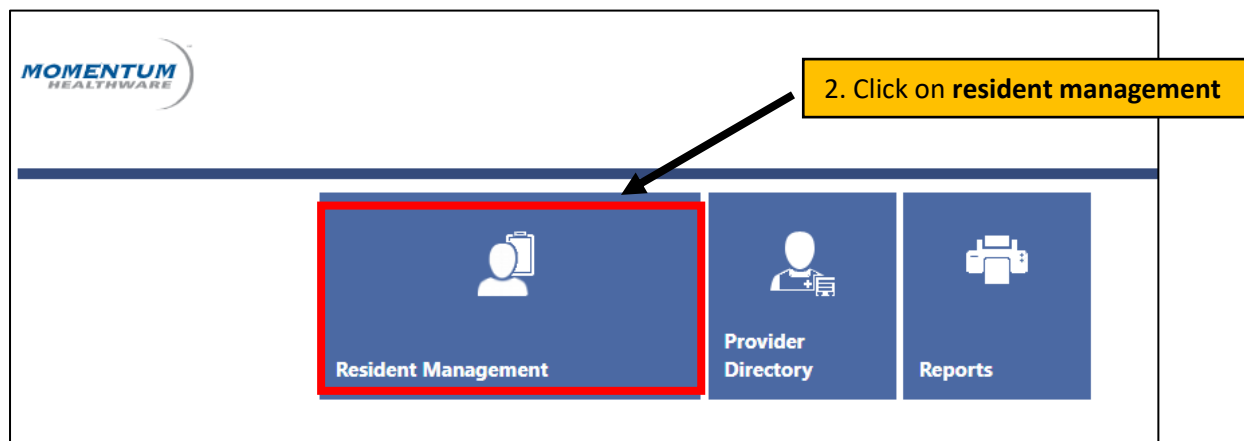
### Check in/check out users must complete an additional action

Facilities that use Momentum's check in/check out functionality will also need to run the Checked-Out Client Record report to ensure all records are checked back in before the upgrade starts. MDS/Assessments still checked out when the upgrade starts will be deleted.

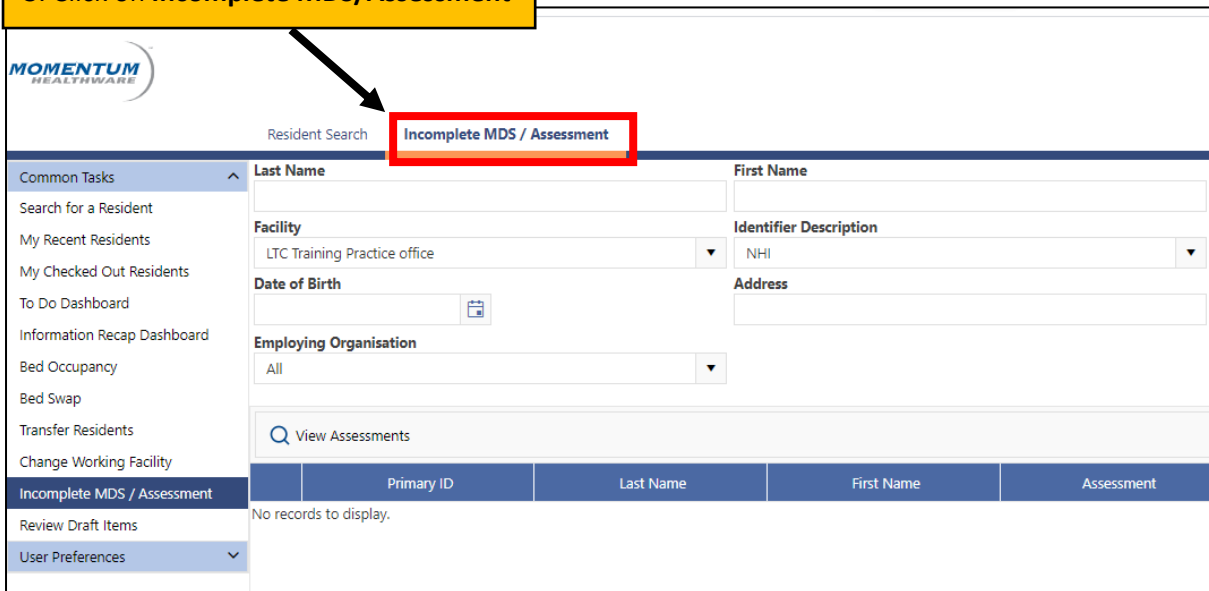
## Task one: Generate a list of incomplete MDS/assessments

These steps show you how to generate a list of incomplete MDS/assessments, so you can mark them complete, or discontinue them.

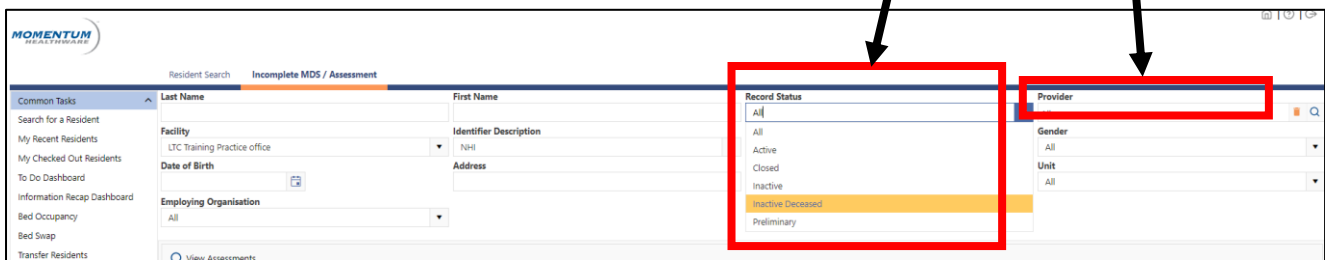
1. Log into Momentum and go to the **home** page



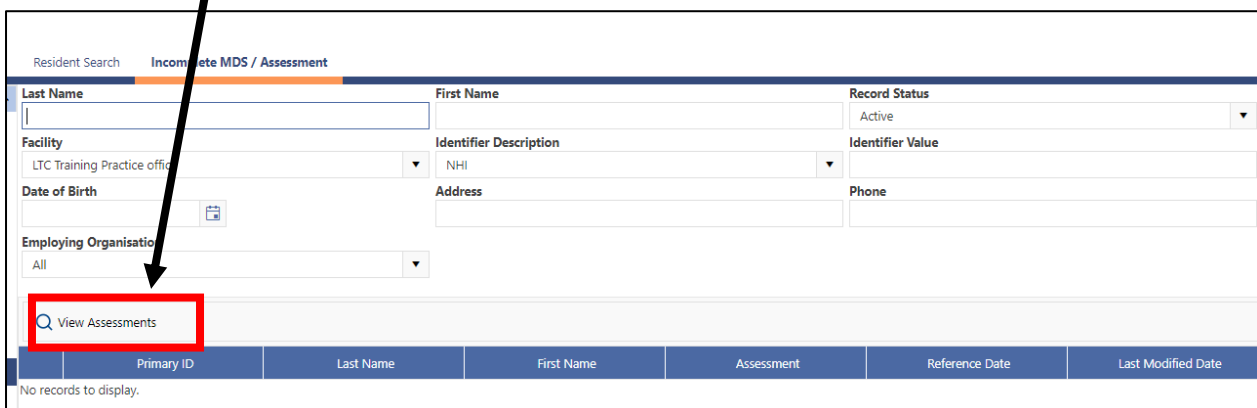
### 3. Click on Incomplete MDS/Assessment







### 4. You can filter by Record Status from the drop-down box and search by Provider



### 5. Click on View Assessments to generate a list of Incomplete MDS/Assessments



6. Click on the folder icon for each resident record to go onto the draft MDS/Assessment and either mark complete or discontinue as appropriate.

Incomplete MDS / Assessment	Primary ID	Last Name	First Name	Assessment	Reference Date	Last Modified Date	Incomplete Sections
 S M3456	M3456	Duck	Donald	Palliative Care Assessment version 9	01-09-2020	01-09-2020	A,B,C,D,E,F,G,H,I,J,K,L,M,N,O,P,A,S
 S M3456	M3456	Duck	Donald	LTCF Assessment version 9.3 New Zi	27-08-2020	27-08-2020	A,B,C,D,E,F,G,H,I,J,K,L,M,N,O,P,Q,R,V
 S M3456	M3456	Duck	Donald	LTCF Assessment version 9.3 New Zi	06-11-2018	07-11-2018	B,C,D,E,F,G,H,I,J,K,L,M,N,O,P,Q,R,V
 S M3456	M3456	Duck	Donald	LTCF Assessment version 9.3 New Zi	15-08-2019	15-08-2019	A,B,C,D,E,F,G,H,I,J,K,L,M,N,O,P,Q,R,V

## Task two: review your draft items

These steps ensure you have left nothing in draft prior to the upgrade. Log into the interRAI software and go to the 'Home' page.

1. Log into Momentum and go to the **home** page

**MOMENTUM HEALTHWARE**

2. Click on **Resident Management**

Resident Management    Provider Directory    Reports

3. Click on **Incomplete MDS/Assessment**

**Resident Search**

Common Tasks ^

**Search for a Resident**

My Recent Residents

My Checked Out Residents

To Do Dashboard

Information Recap Dashboard

Bed Occupancy

Bed Swap

Transfer Residents

Change Working Facility

**Incomplete MDS / Assessment**

Review Draft Items

User Preferences v

**Last Name**

**Facility**

LTC Training Practice office ▼

**Date of Birth**

**Employing Organisation**

All ▼

Primary ID	Last Name
No records to display.	

4. Click on the folder icon of each entry to go to the draft item and delete or complete as appropriate.

Client Search **Draft Items**

**Draft Items by:** Testing, Assessor Assessor Testing Role (Both)

Select Refresh Search

Folder Icon	Primary ID	Name	Item Type
	TST9876	Test, Client Bogus	Additional Information
	TST9876	Test, Client Bogus	Continuation Notes - Record Administration
	NZT2408	Test, Cloud	Advance Directives