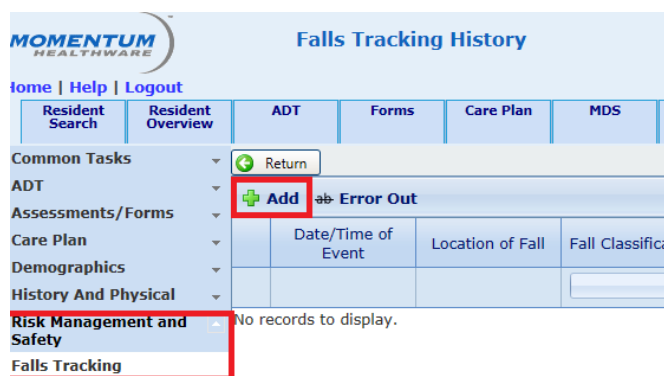


Falls Tracking

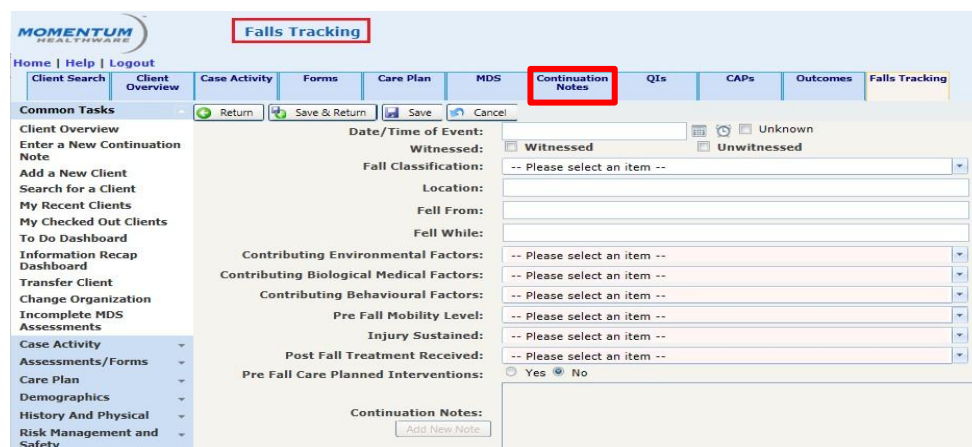
Information for interRAI Assessors and Managers

The ability to track a person's falls history is available in both Community and Residential offices.

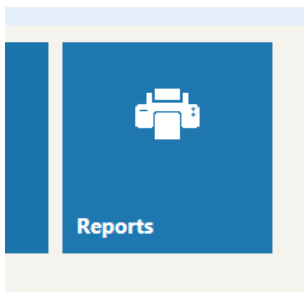
Step 1: Select the "Falls Tracking" option under the 'Risk Management and Safety Menu on the left of your screen then "ADD":



Step 2: The Falls Tracking screen will open and assessors can enter information relating to the Fall. Notes can be added and will be viewable on the Progress notes/ Continuation notes tab.



Step 3: The Falls Tracking report can be selected from the Reports menu on the software log in home page:



Step 4: The report can be viewed in PDF or Excel format

Falls Tracking History

Return

Zoom

Generated By: User1280026 Test

ity

Falls Tracking History Report

Unit: All

Provider:

Start Date: 04/05/2016

End Date: 17/05/2016

| Date:Time | Location | Classification of Fall | Pre Fall Care Plan | Behavioural Factors | Environmental Factors | Biological Factors | Injury Sustained | Post Fall Treatment Received |
|---|----------|-----------------------------------|--------------------|---|------------------------|--|------------------|------------------------------|
| NZ Long Term Care Testing Facility | | | | | | | | |
| test1280026, ltc notes 16/05/2016 12:00 AM | bathroom | fall on and from stairs and steps | No | History of previous falls; Polypharmacy / multiple prescriptions | Flooring; Handrails | Impaired control of balance or gait; Muscle weakness / reduced physical fitness | Open Wound | Treated at home |